

7.19 MASTER PLAN DIAGRAMS

OXFORD ACADEMY | OVERVIEW



- Classrooms, CR
- Science Labs, SCI
- Special Education
- Electives
- Computer Lab
- Admin / Faculty
FW - Faculty Work, FL - Faculty Lounge
- Library / MPR
- Food Service
- Physical Education / Athletics
PE - Physical Education, LR - Locker Room
- Support Spaces
S - Storage, T - Toilets, U - Utility, C - Custodial

- Hardcourts
- Play Fields
- ☆ Main Entrance
- Drop-off

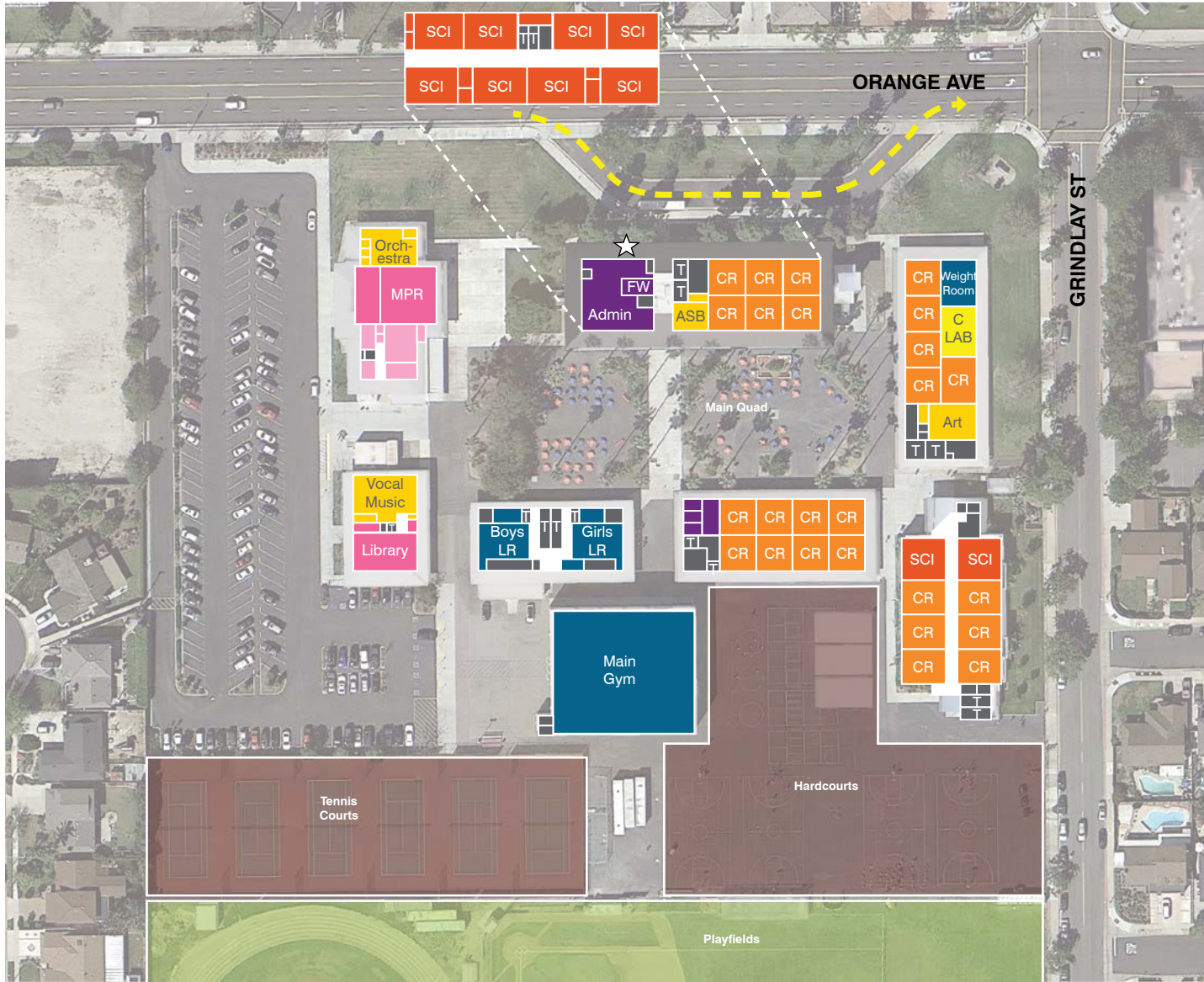
240 ft
1" = 240'

MASTER PLAN DIAGRAMS

OXFORD ACADEMY | EXISTING

Anaheim Union High School District began a long range Facilities Master Plan in October 2013. Over the last 7 months, the District has engaged school site staff, teachers, principals, community members, and leadership in the discussion about what the vision of AUHSD's schools should become. This existing site map represents the uses identified in the needs assessment study, completed in February 2014. Additional input was incorporated into the plan based on LPA's site walks and Site Committee meetings in November - December 2014, where there was a review of each schools site committee questionnaire responses and initial planning opportunities were identified.

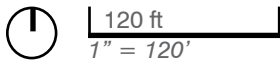
Facilities Master Planning is, by its nature, a broad endeavor. The Facilities Master Plan (FMP) developed is a "living" document and also a strategic planning tool that will identify short-term and long-term facility goals for the District.



- Classrooms, CR
- Science Labs, SCI
- Special Education
- Electives
- Computer Lab
- Admin / Faculty
FW - Faculty Work, FL - Faculty Lounge
- Library / MPR
- Food Service
- Physical Education / Athletics
PE - Physical Education, LR - Locker Room
- Support Spaces
S - Storage, T - Toilets, U - Utility, C - Custodial

- Hardcourts
- Play Fields
- ☆ Main Entrance
- Drop-off

Current Enrollment :	1,213
Teaching Stations	
Classrooms	25
Science Labs	10
Elective	4
Sub Total:	39
Physical Education, PE.	1
Computer Lab	1
Grand Total:	41



MASTER PLAN DIAGRAMS

OXFORD ACADEMY | PROPOSED OVERALL + CIRCULATION



- Main Entry Point / Circulation
- Drop-Off
- Fire Lane
- Fencing / Landscape Buffer
- Existing Building
- New Construction
- Learning Courts
- Main Quad
- Hardcourts
- Play Fields
- Main Entrance

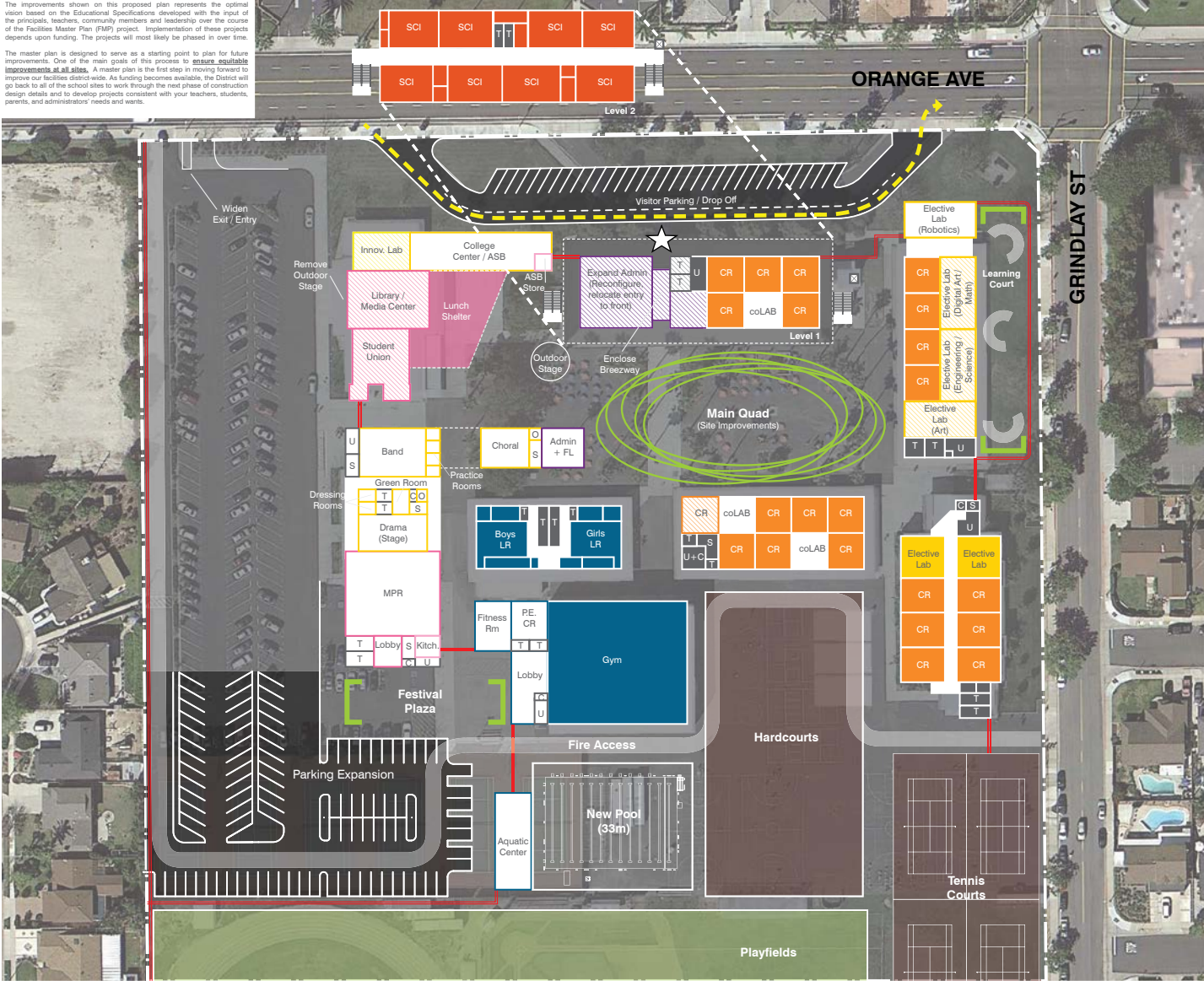
240 ft
1" = 240'

7.19

MASTER PLAN DIAGRAMS OXFORD ACADEMY | PROPOSED

The improvements shown on this proposed plan represents the optimal vision based on the Educational Specifications developed with the input of the principals, teachers, community members and leadership over the course of the Facilities Master Plan (FMP) project. Implementation of these projects depends upon funding. The projects will most likely be phased in over time.

The master plan is designed to serve as a starting point to plan for future improvements. One of the main goals of this process is to ensure equitable improvements at all sites. A master plan is the first step in moving forward to improve our facilities district-wide. As funding becomes available, the District will go back to all of the school sites to work through the next phase of construction design details and to develop projects consistent with your teachers, students, parents, and administrators' needs and wants.

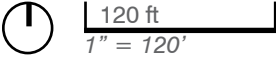


Modernization
New Construction
Reconfigure

- Classrooms, CR
- Science Labs, SCI
- Special Education
- Electives
Lab spaces will be determined by program need. They could include PALE, STEAM, or other elective.
Computer Lab
- Admin / Faculty
FW - Faculty Work, FL - Faculty Lounge
Library / MPR
- Food Service
- Physical Ed / Athletics
PE - Physical Education, LR - Locker Room
Support Spaces
S - Storage, T - Toilets, O - Office
 U - Utilities & Building Support,
 C - Custodial

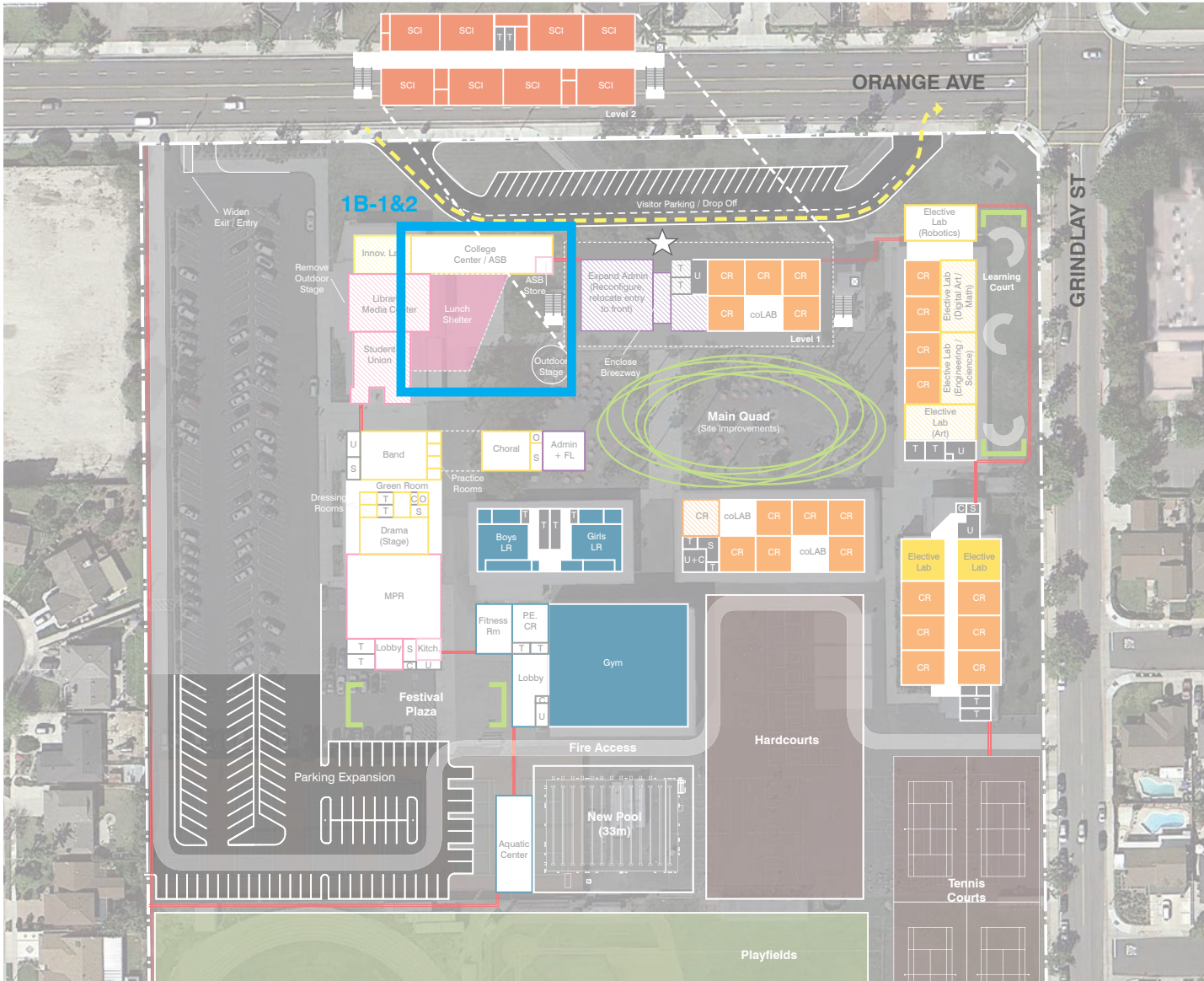
- Learning Courts
- Main Quad
(Site Improvements)
- Hardcourts
- Play Fields
- Main Entrance
- Fire Lane
- Fencing / Landscape Buffer
- Drop - Off

Planning Capacity:	1,200
Teaching Stations	
Classrooms	22
Science Labs	8
Elective	8
Sub Total:	38
Physical Education, PE.	2
Grand Total:	40



MASTER PLAN DIAGRAMS

OXFORD ACADEMY | PROPOSED-PHASE 1



Modernization

New Construction

Reconfigure

Classrooms, CR

Science Labs, SCI

Special Education

Electives
Lab spaces will be determined by program need. They could include PE, STEAM, or other elective.

Computer Lab

Admin / Faculty
FW - Faculty Work, FL - Faculty Lounge

Library / MPR

Food Service

Physical Ed / Athletics
PE - Physical Education, LR - Locker Room

Support Spaces
S - Storage, T - Toilets, O - Office
U - Utilities & Building Support, C - Custodial

Learning Courts

Main Quad
(Site Improvements)

Hardcourts

Play Fields

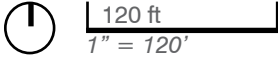
Main Entrance

Fire Lane

Fencing / Landscape Buffer

Drop - Off

- PROPOSED SCOPE OF WORK**
- Phase 1A**
1. Flexible furniture, equipment and technology infrastructure at some Classrooms (*Scope of work and areas of work to be determined)
 2. Safety & security improvements including fencing, cameras and locks
- Phase 1B** (included if additional funding becomes available)
1. New lunch shelter
 2. New Band and Choral / Future College & Career Counseling Center



MASTER PLAN DIAGRAMS

OXFORD ACADEMY | PROGRAM

Oxford Academy
Anaheim Union High School District

1200 Student Program

New Construction Statistical Summary

1200 Student Master Plan Capacity (State Loading @ 31.5 Students/Teaching Station = 38 TS)

600 Students/Grade (Grades 7-8)

100 Students/Period = (3.25) Teaching Stations (7 Period Day, 31.5 Students/TS)

Scheduled Spaces:

Academic Department	Class/Lab Capacity	Regular Classrooms	Regular Labs	Student Capacity		Square Footage
				State Loading	AUHSD	
Grade 7	27/31.5	0	-	0	0	0
Grade 8	27/31.5	0	-	0	0	0
Sciences	27/31.5	-	0	0	0	0
Applied Arts/Technology	27/31.5	-	1	27	31.5	1,700
Visual Arts	27/31.5	-	0	0	0	0
Multi-Purpose/Performing Arts	27/31.5	-	2	54	63	14,180
PE/gym	27/0	2	-	27	0	5,810
Info Commons	27/0	0	-	27	0	1,200
ASB	27/0	1	-	27	0	960
Total: Academic		2	3	135	94.5	23,850

RSP	13/28	0	-	0	0	0
Special Ed (Edit per School)	13/15	0	-	0	0	0

Total: All Spaces 2 3 135 94.5 23,850

Support Spaces:

Administration:	1,100
Health:	0
Media Center:	4,000
College Center:	1,360
Student Activities:	900
Food Service:	3,600
Custodial Support Services:	750
Total Support:	11,710

Subtotal: 35,560

Circulation @ 25%: 11,735

Total Proposed: 47,295

Oxford Academy
Anaheim Union High School District

Depart:	Space:	Type:	Area:	Number:	Total Area:	Department by Type		
						Scheduled	Ancillary Non-Scheduled	Support

Applied Arts/Technology

11 Project Based Lab	SC	1,500	0	0				
12 Storage	ANC	100	0	0				
13 Equipment	ANC	100	0	0				
14 STEM (Technology,Graphics,Bus)	SC	1,500	1	1,500				
15 Storage Room	ANC	200	1	200				
						1,500	200	0
						1,700		

Multi-Purpose/Performing Arts

17 Lobby	ANC	500	1	500				
18 Multi-Purpose Room	NS	5,500	1	5,500				
19 Kitchenette	ANC	400	1	400				
20 Table/Chair/Equipment Storage	ANC	200	3	600				
21 Music Platform/Drama	NS	1,800	1	1,800				
22 Dressing Room/Green Room	ANC	150	2	300				
23 Toilet	ANC	65	2	130				
24 Instrumental Room	SC	2,400	1	2,400				
25 Storage	ANC	200	1	200				
26 Practice Room	ANC	75	4	300				
27 Choral Room	SC	1,400	1	1,400				
28 Robe Storage	ANC	150	1	150				
29 Performing Arts Office	ANC	100	1	100				
30 Restrooms	ANC	200	2	400				
						3,800	10,380	0
						14,180		

Physical Education

31 Gymnasium	ANC	9,000	0	0				
32 Lobby	ANC	1,000	1	1,000				
33 Fitness Studio (dance, fitness)	SC	1,200	1	1,200				
34 Fitness/PE Classroom	SC	960	1	960				
35 Storage	ANC	200	1	200				
						0	3,360	0
						3,360		

7.19

MASTER PLAN DIAGRAMS

OXFORD ACADEMY | PROGRAM

Student Services

Administration

54	Lobby	SP	400	0	0				
55	Reception	SP	75	0	0				
56	Principal	SP	200	0	0				
57	Assistant Principal	SP	150	0	0				
58	Flex Office	SP	150	0	0				
59	Counselor	SP	150	0	0	2 Additional counselors			
60	PBIS Office	SP	150	0	0				
61	Attendance Clerk	SP	150	0	0				
61	Registrar	SP	75	0	0				
62	Clerical	SP	75	2	150	VP, Admin and Counselor			
63	Large Conference	SP	350	0	0				
64	Parent Center	SP	300	1	300				
65	Resource Room	SP	100	1	100				
66	Community Liaison Office	SP	150	0	0				
67	Workroom/Copy/Supply	SP	600	0	0				
68	Staff Lounge	SP	450	1	450				
69	Kitchen	SP	100	1	100				
70	Staff Toilets	SP	200	0	0				
71	Records Storage	SP	100	0	0				
									1,100

College (Learning) Center

74	College Center	SP	960	1	960				
75	Break Out Area	SP	200	0	0				
76	IEP	SP	150	0	0				
77	Records Storage	SP	100	0	0				
78	Speech Office	SP	200	1	200				
79	Psychologist Office	SP	200	1	200				
									1,360

Media Center (2SF/Student minimum per CDE)

80	Circulation Desk	SP	100	1	100				
81	Innovation lab	NS	1,200	1	1,200				
82	Library/Media/Student Union	SP	1,600	1	1,600				
83	Collection Display/Stacks	SP	600	1	600				
84	Study Rooms	SP	250	3	750				
85	Workroom	SP	200	1	200				
86	Textbook/Tech Storage	SP	300	1	300				
87	Tech Office	SP	200	1	200				
88	Office/Equipment Stor./Video	SP	100	2	200				
88	Toilet	SP	50	1	50				
									1,200
									4,000
									1,200

Student Activities

ASB										1,860
89	ASB Director's Office	SP	150	1	150					
90	Athletic Director's Office	SP	150	1	150					
91	Student Store	SP	400	1	400					
92	Activities Storage Room w/ Safe	SP	100	1	100					
93	ASB Room	SC	960	1	960					
94	ASB Storage Room	SP	100	1	100					
									960	
									0	
									900	
									960	

Nutrition Services

95	Serving Kitchen/Food Prep	SP	800	0	0				
96	Dry Storage	SP	150	0	0				
97	Ref. Freezer	SP	75	0	0				
98	Serving Line	SP	1,200	0	0				
99	Office	SP	75	0	0				
100	Changing Room	SP	50	0	0				
101	Toilet	SP	75	0	0				
102	Lunch Shelter	SP	3,600	1	3,600				
									3,600
									0

Custodial Support Services

103	Head Custodian	SP	100	1	100				
104	Supply Storage	SP	200	1	200				
105	Grounds Storage	SP	200	1	200				
106	Custodial Closets	SP	50	5	250				
									750
									0

Aquatic Center

110	Ticket Booth	ANC	100	0	0				
111	Lifeguard/Coaches Office	ANC	150	1	150				
112	Public Toilets	ANC	350	2	700	(900 Required for 50m Pool)			
113	Pool Equipment Storage	ANC	400	1	400	(Community and School)			
114	Pool Mechanical Equipment	ANC	1,200	1	1,200				
									0
									2,450
									2,450

Total: 6,260 17,590 11,710

Total Assignable Square Footage: 35,560

NOTE:

- SC Scheduled Teaching Station, Classroom or Lab.
- AC Ancillary Space, Square Footage totaled as part of Department Areas.
- SP Support Spaces
- NS Non-Scheduled Teaching Station

MASTER PLAN DIAGRAMS

OXFORD ACADEMY | PROJECT COST SUMMARY

SCOPE OF WORK CATEGORIES	TOTAL	PROPOSED PHASE 1A	PROPOSED PHASE 1B
1. Modernize & Reconfigure Existing Classroom & Lab Buildings	\$4,346,000	\$0	\$0
2. Existing Building Systems & Toilets	\$1,526,000	\$0	\$0
3. Site Utilities	\$809,000	\$0	\$0
4. New Construction Classrooms	\$0	\$0	\$0
5. Design Lab, Science, and Career Tech Education	\$4,872,000	\$0	\$0
6. Performing Arts Improvements	\$0	\$0	\$0
7. Multipurpose / Food Service Improvements	\$12,667,000	\$0	\$1,350,000
8. Physical Education Improvements	\$4,452,000	\$0	\$0
9. Administration & Staff Support	\$770,000	\$0	\$0
10. Student Collaboration & Student Support Services	\$2,996,000	\$0	\$1,840,000
11. Safety & Security	\$3,144,000	\$700,000	\$0
12. Outdoor Learning Quads	\$1,394,000	\$0	\$0
13. Exterior Play Fields & Hardcourts	\$10,347,000	\$0	\$0
14. 21st Century Learning Classroom Flexibility	\$1,225,000	\$612,500	\$0
15. Technology Infrastructure	\$755,000	\$377,500	\$0
<i>*Phase 1A scope is included in Phase 1. If additional funding becomes available then Phase 1B scope of work shall be the next priority for implementation</i>			
Total Construction / Project Cost (2014\$)	\$49,303,000	\$1,690,000	\$3,190,000